



Language and learning

What are you good at?

Do you talk to yourself in English sometimes?


Do you think there should be only one official language in Europe?



A What are you good at? Languages? Sports?

A1a John and Vanessa are at a summer peace camp in Estonia with other people from all over Europe. It's the first evening and there's a welcome party. Work with a partner and imagine that you're talking to John or Vanessa. Write some questions that you would like to ask one of them.

Examples: Where are you from?
Are you good at learning languages?
Do you like going to the cinema?



A1b Now listen to John and Vanessa. Which questions do they ask? Compare with the ones you wrote down.

A1c Look at these people and the different things they're good at or enjoy doing.




"I enjoy playing the piano, but I'm not very good."



"I'm keen on painting, but I'm still not very good at it."



"I like writing little stories."



"I'm good at solving sudokus."



"I like tap dancing."

"I'm a pretty good cook and I'm making a curry for my friends."





What about you? What do you like doing? Fill in the gaps.

- a. I'm pretty good at _____
- b. I'm interested in _____
- c. I'm not very good at _____
- d. I'm hopeless at _____
- e. I like _____
- f. I enjoy _____

Focus on grammar

I'm **interested in** tap dancing.
 I **like/enjoy** riding my bike.
 I'm (not very) **good at** playing the piano.

Companion:
Grammar 2.10

Homestudy
H1

A1d Write a few words or draw a picture about something you like doing on a Post-it. Walk around and tell others about your Post-it.

Example:



A1e Tell the class about something interesting you've just heard. Together make a list of all the "class skills" and write them on the board.

Example: Hans is good at gardening.



A2a Do you know any words or phrases from other languages or dialects, besides your mother tongue and English? Fill in the table. Compare with a partner.

		language A	language B	language C
a.	I'm (quite) fluent in ...			
b.	I can say a few words in ...			
c.	I can write several words in ...			
d.	I can read a little ...			
e.	I can understand a bit of ...			



A2b Listen to these people at the summer peace camp. They are all saying the same thing in different languages. Can you guess what they are saying?

Exploring learning p. 16

TIP 1 Listen for international words.



A2c Work in pairs and listen again. Can you guess the languages? Compare your answers. You may also look at the tapescript.

	language
Speaker 1	
Speaker 2	
Speaker 3	



- A2d** How many languages can people in your class say “hello” or “goodbye” in? How many other words in that language do people know? Walk round the class and find out.

B The languages of Europe

- B1a** The welcome party at the summer peace camp starts with a quiz. Work in groups and see if you can answer the questions. You’ve got five minutes. The group with the most correct answers is the European champion!

- a. How many countries are in the Council of Europe? 47 27 60
- b. Approximately how many languages are spoken in Europe? 50 250 100
- c. What percentage of people in Europe speak English as a first or second language? 25% 51% 38%
- d. What percentage of Europeans speak two foreign languages? 50% 15% 28%

- B1b** Can you name ten European languages and the countries where they are spoken?

English	England, Ireland, Malta
German	Germany, Austria, Switzerland, Belgium
...	...

- B2a** The theme of the summer peace camp is “Languages in Europe”. Would it be a good idea to have only one official language in the European Union? Make two groups.

Group 1: You think there should be only one official language in the European Union.

Group 2: You don’t think there should be just one official language in the European Union.

Collect as many arguments as there are people in your group. You’ve got fifteen minutes to prepare.

- B2b** Now present your arguments. Each group member presents one argument. Do you agree or disagree with all the statements? Use the phrases in the box *Focus on spoken English*.

Examples: I think there should be only one official language in Europe because ...

I don’t think there should be just one official language in Europe because ...

TIP 2 Don’t be afraid of making mistakes when speaking.

Focus on spoken English

I (don’t) think ... because ...
It’s a good idea because ...
I agree (disagree) ...
I’m sorry, but I disagree ...



B2c What do you need other languages for? Talk with a partner.

Examples: For me, translating is very important because my boss asks me to translate emails for him.

I like travelling and I use English a lot. It's an international language.

		me	my partner
a.	translating		
b.	interpreting		
c.	making phone calls		
d.	writing emails		
e.	writing letters		
f.	making presentations		
g.	negotiating		
h.	entertaining visitors		
i.	travelling		
j.	...		

B2d Collect the results from the whole class on the board. What's most important? You can also record your personal needs in the language biography of your "Europäisches Sprachenportfolio für Erwachsene".

C The rocky road to learning a language



Homestudy
H2

C1a At the summer peace camp there's a forum about problems people have with language learning. John talks to two other participants, Asko and Maria, about learning English. Listen and write down the names next to what they say. Which of the problems is not mentioned? Check with a partner.

	Asko/Maria?	me
a. English is hard to pronounce.	<u>Maria/Asko</u>	<input type="checkbox"/>
b. The spelling is difficult.	_____	<input type="checkbox"/>
c. Grammar is hard.	_____	<input type="checkbox"/>
d. Words are hard to remember.	_____	<input type="checkbox"/>
e. I don't have enough time to practise.	_____	<input type="checkbox"/>
f. Native speakers talk too fast.	_____	<input type="checkbox"/>
g. I'm afraid to speak.	_____	<input type="checkbox"/>
h. I'm afraid of making mistakes.	_____	<input type="checkbox"/>

C1b What do you find difficult about learning English? Tick the comments in C1a that are true for you.

Homestudy
H3

C1c Work with a partner and talk about what you find difficult about learning English. Examples: I find grammar very hard. Well, I think that English is very hard to pronounce. I forget lots of words.



C2a Work in groups and decide whether you agree with these statements or not.

- | | agree | disagree | unsure |
|--|--------------------------|--------------------------|--------------------------|
| a. You ought to learn the grammar rules first. | <input type="checkbox"/> | <input type="checkbox"/> | <input type="checkbox"/> |
| b. It's more important to know words than grammar. | <input type="checkbox"/> | <input type="checkbox"/> | <input type="checkbox"/> |
| c. You ought to try and speak even if you make mistakes. | <input type="checkbox"/> | <input type="checkbox"/> | <input type="checkbox"/> |
| d. You don't need to worry about your grammar. | <input type="checkbox"/> | <input type="checkbox"/> | <input type="checkbox"/> |

C2b One of the language experts at the camp wrote down a few ideas for learning a language like English. Read them. How do they compare with what you ticked in C2a?

IDEA ONE It's important to communicate, so you ought to learn everyday expressions and phrases and use them as much as possible.

IDEA TWO You ought to practise speaking as much as possible, but you don't need to worry about making mistakes.

IDEA THREE You need to learn some basic grammar and the irregular verbs. It makes your English sound better and you're more confident when speaking to people.

IDEA FOUR You don't need to learn everything at once and you don't need to worry if you forget something. Learning a language well takes time.

Homestudy
H4
Companion:
Grammar 2.7.3

C2c Work with a partner and sort the ideas into two groups.

You ought to / need to ...	You don't need to ...

Focus on grammar

You **ought to / need to** practise some English every day.
You **don't need to** be afraid of making mistakes.

C2d Work in groups. What do you need to do to practise English?

Write down five sentences using *ought to* and *need to*.

Examples: We ought to speak English all the time during class.
We need to read the NEXT Reading Club.

D Practising language outside the classroom



D1a After the forum on the problems of language learning, Asko, John, Maria and Vanessa exchange learning tips. Listen and match the pictures with the names.

- a. Vanessa
- b. Asko
- c. Maria
- d. John





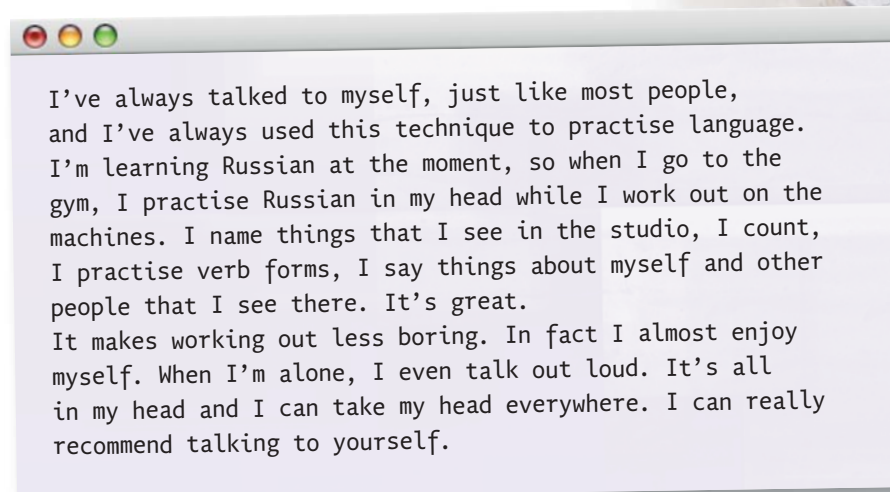
D1b Do you do any of the things they talk about in D1a?

Discuss with your partner and make a list.

Example: Yes, I love going to the cinema to watch English and American films in English.

D1c Vanessa practises Russian at the gym.

Why? Find out by reading the blog entry she wrote on www.peacecamp.eu.



D1d Read the text again and underline all the phrases that contain *myself* and *yourself*.

Example: ... talked to myself ...

Exploring learning p. 16

TIP 3 Learn words together with other words.

Homestudy
H5

D1e Work with a partner and complete the sentences with *myself*, *yourself*, *herself* and *himself*.

- Vanessa often talks to _____.
- She really enjoys _____ at the gym.
- Sometimes I talk to _____ when I'm alone.
- Do you talk to _____?
- My partner taught _____ Italian.

Focus on grammar

I almost enjoy **myself**.
Do you talk to **yourself**?

Companion:
Grammar 3.18

D2a Now work in groups of four.

When could you talk to yourself in English?
Discuss and make a list.

Example: I often talk to myself in English when making my shopping list.

when making a shopping list
when checking what's in the fridge
before making a phone call in English

D2b Can you think of other new and enjoyable ways of practising English outside the classroom? Exchange ideas with the others and decide which idea is the most creative and which one you would like to try.

Examples: Cooking and having dinner with my American friends is a good idea.

I'd like to try that.

Reading simple stories sounds great. I'll try it.

Exploring learning p. 16

TIP 4 Practise English by talking to yourself, anytime, anywhere.



Exploring my progress

At the end of this unit I can ...



- | | | | |
|---|--------------------------|--------------------------|----------|
| ... ask what other people enjoy doing and what they are good at.
(Are you good at learning languages?) | <input type="checkbox"/> | <input type="checkbox"/> | A1a |
| ... talk about what I enjoy doing and what I'm good at.
(I enjoy playing the piano.) | <input type="checkbox"/> | <input type="checkbox"/> | A1d, H1 |
| ... give reasons for and against having a single language in Europe. (I don't think there should be just one official language in Europe because ...) | <input type="checkbox"/> | <input type="checkbox"/> | B2a, B2b |
| ... say if I agree or disagree with a statement. (I'm sorry, but I disagree.) | <input type="checkbox"/> | <input type="checkbox"/> | B2b |
| ... say what I find difficult about learning English.
(English is hard to pronounce.) | <input type="checkbox"/> | <input type="checkbox"/> | C1c, H3 |
| ... write down a few simple statements saying what I ought to/need to practise and what I don't need to worry about.
(I don't need to be afraid of making mistakes.) | <input type="checkbox"/> | <input type="checkbox"/> | C2d, H4 |

Online-Übungen ► S. 115

Exploring learning – learning strategies

A2b TIP 1 Listen for international words

Almost all languages use international words. If you hear or read something familiar, use it to try and guess about any other information.

B2b TIP 2 Don't be afraid of making mistakes when speaking

The most important thing is to get the meaning across and nobody will care if you've made a few mistakes.

D1d TIP 3 Learn words together with other words

Underline useful phrases in the English texts that you read and try to use these phrases as often as you can.

D2b TIP 4 Practise English by talking to yourself, anytime, anywhere

This is one of the most effective ways to practise a foreign language. You can do it anywhere – while brushing your teeth, cooking dinner, jogging or riding your bike. Inner monologue and movement together are especially effective.

Do you like reading?

Reading helps you to learn and remember more and more words. You should read things that are easy to understand and then look for useful phrases. If you find a phrase you like, try and use it as often as possible.

Learning outside the classroom

It's important to sit down with your course book during the week, but there are many other ways to practise English outside the classroom. You can watch English television channels, or English films, or buy an English newspaper or magazine now and then. You can practise English in your head all day, by talking to yourself. Try out different techniques and use the ones that work best for you.

Acknowledgements

The authors and publishers are grateful to the following copyright owners for permission to reproduce artwork, photographs, illustrations and texts.

Illustrations: Bettina Kumppe, Braunschweig

Cover: left: © Stockbyte; middle: © Kristi J. Black/Corbis; right: ©ThinkStock

Photos: **Page 9:** left: © Getty Images; middle: © iStockphoto; right: © Imago **Page 10:** top: left: © iStockphoto; right: © Panthermedia; piano man, artist, woman: © iStockphoto; sudoku: © Superbild/BSIP; cook: © CHROMORANGE; tap dancers: © Teutopress / Süddeutsche Zeitung Photo; woman: © iStockphoto **Page 12:** image: © CHROMORANGE **Page 14:** 1 and 2: © iStockphoto; 3: © Panthermedia **Page 15:** image © Panthermedia **Page 17:** left to right: © CHROMORANGE ; © iStockphoto, © Granada TV **Page 18:** photo: © Panthermedia **Page 19:** left: © iStockphoto; right: © A1PIX Ltd. **Page 20:** all images: © Panthermedia **Page 21:** background: © iStockphoto; image Coronation Street: © Granada TV **Page 22:** all images © Panthermedia **Page 25:** left to right © Panthermedia; © Fotolia; © iStockphoto **Page 26:** Irene, David, Murat: © Panthermedia; Sylvia: © Superbild / Phanie; Pierre: © Lufthansa **Page 28:** cell phone © Panthermedia **Page 29:** hand-held satnav: GPS@etrex; compass: © iStockphoto; cell phone: © Nokia; map book: © Backroad Mapbooks; in-car satnav: © Garmin **Page 30:** image: © UpperCut Images A/F1online **Page 33:** image: © iStockphoto **Page 34:** image: © iStockphoto **Page 35:** all images: © iStockphoto **Page 37:** left: © iStockphoto; right: © Getty Images / Digital Vision; bottom: © iStockphoto **Page 38:** image: © iStockphoto **Page 40:** cell phone: © Nokia; man: © iStockphoto **Page 41:** image: © iStockphoto **Page 43:** left © Alamy; middle: © iStockphoto; right: © Getty Images / Blend Images **Page 45:** shelf: © Panthermedia; woman: © iStockphoto; iPad: ©Apple inc **Page 46:** all images: © iStockphoto **Page 47:** "Küss mich, Dummkopf", "Dick und Doof": © Finest Images; Dean Martin, Jerry Lewis: © Picture-Alliance ; "Illuminati", "Sinn und Sinnlichkeit", „Der Dritte Mann“: © Cinetext; "Der unsichtbare Dritte" © ddp-images **Page 49:** musician: © iStockphoto, **Page 51:** left to right: © Panthermedia; © iStockphoto; Getty Images / Image Source **Page 52:** image: © Alamy / Jijo Kunily **Page 54:** all images: © iStockphoto **Page 55:** family: © Panthermedia **Page 56:** Samantha and Hans-Peter: © Panthermedia; Don: © iStockphoto; Robert: © Imago **Page 59:** image: © Adrian Reynolds/AGE/F1online **Page 60:** image: © Gerhard Westrich/laif **Page 61:** left to right: © RWE; © Panthermedia; © iStockphoto **Page 62:** image: © iStockphoto **Page 63:** background: © Getty Images / PhotoAlto / Laurence Mouton **Page 64:** image: © "Who Wants To Be A Millionaire?" **Page 66:** image: © Darcy Padilla / Redux / laif **Page 67:** image: © iStockphoto **Page 69:** left image: © www.theuniformproject.com; middle and right image: © iStockphoto **Page 70:** typewriter, sewing machine, tepees and pickup truck: © iStockphoto; bison: © picture-alliance / dpa; Native American woman: © Alamy; milkman: © Getty Images / Hulton Archive **Page 72:** bicycles: © Deutsche Bahn AG; Smart: © Mercedes Benz; remaining images © iStockphoto **Page 73:** The Arctic: © Aurora Photos; remaining images © iStockphoto **Page 74:** image: © www.theuniformproject.com **Page 75:** images: © www.theuniformproject.com **Page 77:** left image: © picture alliance / Photoshot; middle and right image: © iStockphoto **Page 79:** Pilates: © Getty Images / Frare Davis Photography; Abhyangam: © iStockphoto **Page 80:** image: © iStockphoto **Page 85:** image: © iStockphoto **Page 87:** left: © Cultura Images / F1 online; middle and right: © iStockphoto **Page 88:** image: © iStockphoto **Page 89:** image: © iStockphoto **Page 90:** all images: © iStockphoto **Page 91:** image: © Lufthansa **Page 92:** image: © iStockphoto **Page 100:** 1 and 2: © Finest Images; 3: © Rue des Archives / Süddeutsche Zeitung Photo; 4, 5, 6 and 7: © Action Press **Page 101:** teenager with cell phone and talking couple: © Panthermedia; people playing cards: © A1PIX Ltd.; remaining images: © iStockphoto **Page 102:** image: © Munich Airport **Page 103:** dictionary: © Macmillan **Page 104:** image: © El Sistema **Page 106:** MP3 player: © Trek Store; cell phone: © Samsung; iPad: ©Apple inc; in-car satnav: © Garmin; laptop: © Acer; Amish people: © age fotostock / LOOK-foto **Page 107:** Top: © iStockphoto; bottom: © Panthermedia **Page 108:** all images: © iStockphoto **Page 110:** all images: © Winter Love Song **Page 111:** image: © iStockphoto **Page 112:** image: © iStockphoto **Page 112:** image: © iStockphoto **Page 120:** all images: © iStockphoto **Page 124:** all images: © Panthermedia **Pages 54 and 139:** "My Favorite Things" music: © Richard Rogers, text: Oscar Hammerstein II, EMI Music Publishing Germany GmbH