


# 3A | Houseswap

## VOCABULARY: places to live

- 1 Match the adjectives in A to their opposites in B.

A	B
big	quiet
new	small
noisy	old
lovely	horrible

- 2  1.46 Listen to someone talking about where she lives. Underline the words that you hear.

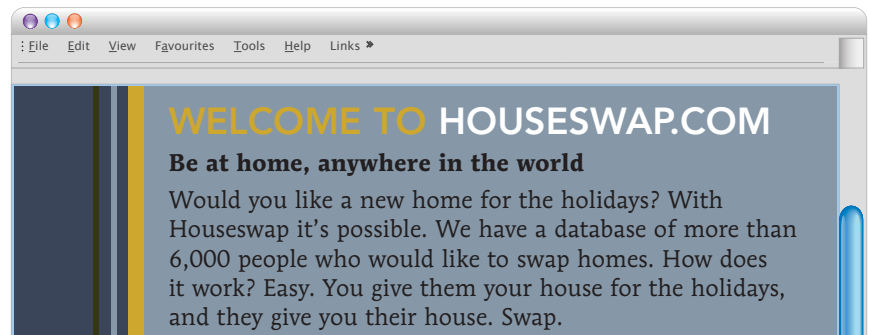
I live in a *small / big / old* flat on Herbert Street. It's in the centre of Dublin. It's a *lovely / dark / horrible* flat, but the street is *noisy / quiet / nice*. I *don't like / like* it.

- 3 Work in pairs. Tell your partner about where you live. Use the words in exercises 1 and 2 to help you.

I live in a \_\_\_\_\_ on \_\_\_\_\_.  
It's in \_\_\_\_\_. It's a \_\_\_\_\_.  
I like / don't like it.

## READING

- 1 Read the introduction to the *Houseswap* web page. What does *swap* mean?



- 2 Read about some of the homes available on *Houseswap* below. Match the homes 1–5 to the photos A–F. There is one extra photo.
- 3 Read the texts again and decide if the sentences are true (T) or false (F). Correct the false sentences.

- 1 Hamed's house is in Luxor.
- 2 Hamed's house is very small.
- 3 Sean's house is in England.
- 4 Sean's house isn't in the mountains.
- 5 Michael and Catherine's house isn't very big.
- 6 Hugh's flat is in the city centre.
- 7 Hugh's flat isn't close to shops or market.
- 8 Gerard's flat is very quiet.

- 4 Work in pairs. Which of the five homes on *Houseswap* would you like for the holidays? Tell your partner.

- 1 This is my home. I live in a lovely white house. It's in Luxor, Egypt. It's next to the River Nile and near the mountains.

Email Hamed: [hamed@houseswap.com](mailto:hamed@houseswap.com)

- 2 This is my home. It's a small house in Scotland. It's beautiful here and very quiet. The cottage is in the mountains. It's far from other people and noisy cities!

Email Sean: [sean@houseswap.com](mailto:sean@houseswap.com)

- 3 We have a lovely big family house on the beach. It's in Santa Monica, California. It is a very good area to see Hollywood stars. The famous Hollywood letters are near our house!

Email Michael and Catherine: [mikecathy@houseswap.com](mailto:mikecathy@houseswap.com)

- 4 I live with two friends in the centre of London. The flat is in Notting Hill. It's a little noisy. It's behind a market. It's close to a hospital and 30 minutes from Heathrow Airport.


Email Hugh: [hugh@houseswap.com](mailto:hugh@houseswap.com)

- 5 My wife and I have a big flat at the end of the Champs Elysées in Paris. It's a little noisy, but it's beautiful. We are opposite the Arc de Triomphe.

Email Gerard: [gerard@houseswap.com](mailto:gerard@houseswap.com)

A


## GRAMMAR: prepositions of place



Other prepositions of place are:  
*close to/near to*      *far from*  
*next to*                    *in front of*  
*behind*                     *opposite*

Prepositions of place go before a noun.  
*in London*   **close to** the school   **behind** the market

SEE LANGUAGE REFERENCE PAGE 40



- 1 Read the texts again and underline the prepositions of place and the nouns after them.
- 2 Complete the texts with prepositions.

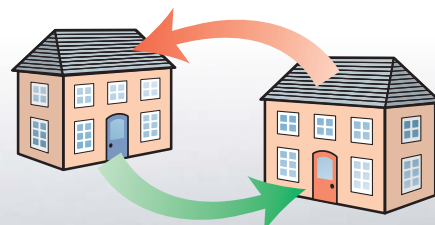
This is our home. It's (1) \_\_\_\_\_ New York. We are (2) \_\_\_\_\_ the centre of Manhattan. It's a flat (3) \_\_\_\_\_ Fifth Avenue.

I have a very small house (4) \_\_\_\_\_ the beach. It's (5) \_\_\_\_\_ Vancouver, Canada. The house is (6) \_\_\_\_\_ front of a school and close (7) \_\_\_\_\_ the hospital and shops. Good for families. It's a little far (8) \_\_\_\_\_ the city centre, but it's quiet.

- 3 Choose a person in the class. Complete the sentences with information about that person.
  - 1 I sit close to/far from the teacher.
  - 2 I sit next to ...
  - 3 I sit in front of ...
  - 4 I sit behind ...
- 4 Work in pairs. Read your sentences from exercise 3. Guess who the person is.

## SPEAKING

- 1 Play *Class Houseswap*. On a piece of paper, write your name and a description of your home. Look at the web page to help you.



- 2 Walk around the class. Tell other students in the class about your home. Find someone who wants to swap homes with you. Swap papers.
- 3 Tell other students about your new home.

### Useful language

*This is my home. It's ...*  
*Would you like my house for the holidays?*  
 Yes, OK.  
 No, thanks.





## LISTENING

**1** Look at the photos of the house at 1600 Pennsylvania Avenue. What do you know about this house? Answer the questions.

- How old is it?
- What is the name of the house?
- Who lives there?
- Are there public visits?
- How many rooms are there?
- Where is it?

**2** **1.47** Listen to the beginning of a documentary about the house at 1600 Pennsylvania Avenue. Put the questions in exercise 1 in the order that you hear them.

**3** **1.47** Listen again and complete the sentences with the numbers from the box.

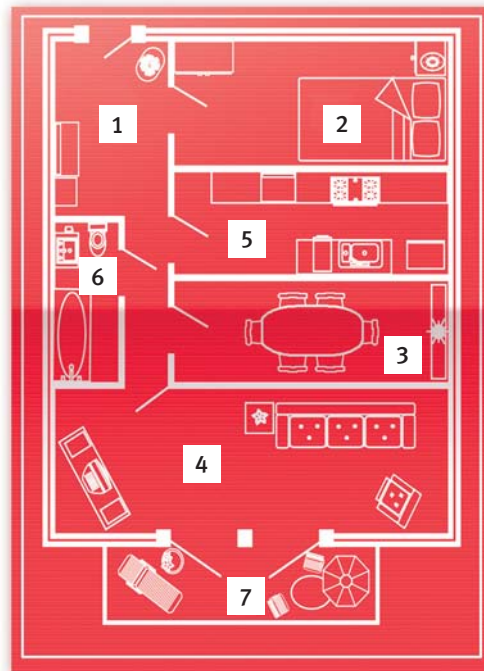
4   10   32   7   200

- 1 There are \_\_\_\_ names for the house at 1600 Pennsylvania Avenue.
  - 2 It's more than \_\_\_\_ years old.
  - 3 There are 16 family bedrooms, 3 kitchens and \_\_\_\_ bathrooms.
  - 4 There are also 6 floors, \_\_\_\_ staircases, 3 elevators, 147 windows and 412 doors.
  - 5 Public visits are available for groups of \_\_\_\_ people or more.
- 4** Work in pairs. Would you like to visit this famous house? Tell your partner.

## VOCABULARY: parts of a house

**1** **1.48** Listen and repeat the words in the box. Match the rooms to the numbers 1–7 on the plan of the flat.

living room   hall   kitchen   balcony  
bedroom   bathroom   dining room



**2** **1.49** Listen to the recording to check your answers.

**3** Work in pairs. Ask and answer the questions.

In your house or flat ...

- 1 where do you watch TV?
- 2 where do you eat?
- 3 where do you study?
- 4 where do you sleep?

**GRAMMAR: there is/there are & How many**

Affirmative

**There is** a tennis court.  
**There are** three kitchens.

Negative

**There isn't** a restaurant.  
**There aren't** any public telephones.

Question and short answer

**Is there** a bathroom? Yes, **there is**. No, **there isn't**.  
**Are there** any offices? Yes, **there are**. No, **there aren't**.

Use *How many* to ask questions.

**How many** bedrooms are there? *There are 16 bedrooms.*

SEE LANGUAGE REFERENCE PAGE 40

**4** Make questions. Use *How many*.

- 1 bedrooms / your house  
*How many bedrooms are there in your house?*
- 2 students / class today
- 3 bathrooms / your house
- 4 teachers / your school
- 5 books / your bag today

**5** Work in pairs. Ask and answer the questions in exercise 4.

**SPEAKING**

- 1 Draw a map of your house or flat. Prepare a short presentation of your home. Use the words from the lesson and the useful language to help you.

*Useful language*

*So, this is my home.  
There are ... rooms. This is the bedroom/  
living room/kitchen ...  
There's a bathroom/bedroom/study here.*

- 1 Make sentences about the White House. Use *There's .../There are ...* for affirmative (+), and *There isn't .../There aren't any ...* for negative (-).

- 1 a small cinema (+) *There's a small cinema.*
- 2 public bathrooms (-) *There aren't any public bathrooms.*
- 3 two swimming pools (+)
- 4 a restaurant (-)
- 5 three kitchens (+)
- 6 seven lifts (+)
- 7 public telephones (-)

- 2 Make questions using the words in the table.

Is	there	a	bathroom	at your school? in your classroom?
Are		any	dining room	
			restaurant	in your bedroom?
			windows	in your house?
			telephones	

- 3 Work in pairs. Ask and answer the questions from exercise 2.

**DID YOU KNOW?**

- 1 Work in pairs. Read about 10 Downing Street and discuss the questions.

**Number 10 Downing Street,**

also called Number 10, is the official residence of the Prime Minister of Britain. It is in the centre of London, in Westminster. It's a big house, and inside there are offices and a flat for the Prime Minister's family. There is one entrance through a black door on Downing Street. A police officer always stands outside the door. There aren't any public visits to Number 10, but thousands of tourists come every year to visit the street and look at the door.







- Does the president or prime minister of your country have a famous house? Where is it?
- Are there any other famous houses or flats in your country? Where are they?

# 3c | My first flat

## VOCABULARY: furniture

1 Look at the pictures 1–4. What rooms are they?




2 Match the words to the numbers 1–15 in the pictures.

- |              |                  |                |                |
|--------------|------------------|----------------|----------------|
| a fridge ___ | a clock ___      | a desk ___     | pictures ___   |
| a stereo ___ | a sofa ___       | plants ___     | a bed ___      |
| a chair ___  | a television ___ | a wardrobe ___ | a bookcase ___ |
| curtains ___ | a cupboard ___   | a cooker ___   |                |

3 1.50 Listen and say the words.

4 1.51 Shelly and Claudia are students. They want to rent a flat. Listen. Which flat do they rent?

## READING & LISTENING

1  1.52 Read and listen to the dialogue. Answer the questions.

- 1 Does Shelly like her flat?
- 2 Where is Claudia from?
- 3 Does Shelly want to see her parents?

**Shelly:** Hello?

**Father:** Hello Shelly. It's your father here. How's your new flat? Do you like it?

**Shelly:** Yes, I do. It's ... perfect.

**Father:** Well, tell me about it. Is it big?

**Shelly:** Yes, it is.

**Father:** And what about furniture? Is there any furniture?

**Shelly:** Yes, I have a desk and a bed in my room.

**Father:** Would you like a lamp? We have an extra lamp at home.

**Shelly:** No, thanks, Dad. Claudia has a lamp for the living room.

**Father:** Who's Claudia?

**Shelly:** She's my flatmate. She's Italian. Don't worry, there aren't any boys here.

**Father:** Good. Your mother has some old curtains. Do you want them?

**Shelly:** No, that's fine. We have curtains.

**Father:** Really?

**Shelly:** Yes.

**Father:** Oh. So, when do we come and see the flat?

**Shelly:** This week isn't good. We don't have any chairs.

**Father:** No chairs? What does that mean, no chairs?

**Shelly:** I don't know. Sorry, that's the door. Talk to you later, OK, Dad? Bye.

2 Shelly doesn't tell the truth about her flat. Look at the pictures again. Read the text again and underline the false information.

3 Work in pairs and practise the dialogue.

## GRAMMAR: a, an, some & any

Use *a/an* with single nouns.

*I have **a desk** in my room.*

Use *some* with plural nouns with affirmative verbs.

*There are **some lamps** here.*

Use *any* with plural nouns in questions.

*Do you have **any curtains**?*

Use *any* with plural nouns with negative verbs.

*There **aren't any boys** here.*

 SEE LANGUAGE REFERENCE PAGE 40

1 Look at Shelly's bedroom. Complete the sentences with *some/any* or *a*.



- 1 She doesn't have \_\_\_\_ chairs in her room.
- 2 There's \_\_\_\_ bed.
- 3 There are \_\_\_\_ papers on the bed.
- 4 There's \_\_\_\_ pizza on the floor.
- 5 Does she have \_\_\_\_ CDs? Yes, she does.
- 6 There are \_\_\_\_ pictures on the wall.
- 7 Is there \_\_\_\_ wardrobe? No, there isn't.
- 8 There aren't \_\_\_\_ plants.

2 Make true sentences about your classroom. Use the words in the box.

There	are is aren't isn't	any some a	student(s) whiteboard(s) teacher(s) window(s) door(s) CD player(s) plant(s) cupboard(s) television(s) picture(s)	in the classroom.
-------	------------------------------	------------------	---	-------------------

3 Make five similar true sentences about one of these rooms in your house.

your bedroom    your living room    your dining room


## SPEAKING

1 Work in pairs, A and B.

A: Turn to page 132.

B: Turn to page 136.

# 3D | Shopping mall



## SPEAKING

1 Work in pairs. Look at the photos of the shopping malls. Ask and answer the questions.

- Do you like shopping?
- Are there any big shopping malls near your house?
- How often do you go to a shopping mall?

## VOCABULARY: ordinal numbers


### Language note

We use ordinal numbers to say the order or sequence of things.

1 Match the words to the ordinal numbers.

1st 2nd 3rd 4th 5th 6th 7th 8th 9th 10th

third fifth seventh ninth fourth second first  
eighth tenth sixth

2  1.53 Listen and underline the word you hear. Practise saying the words.

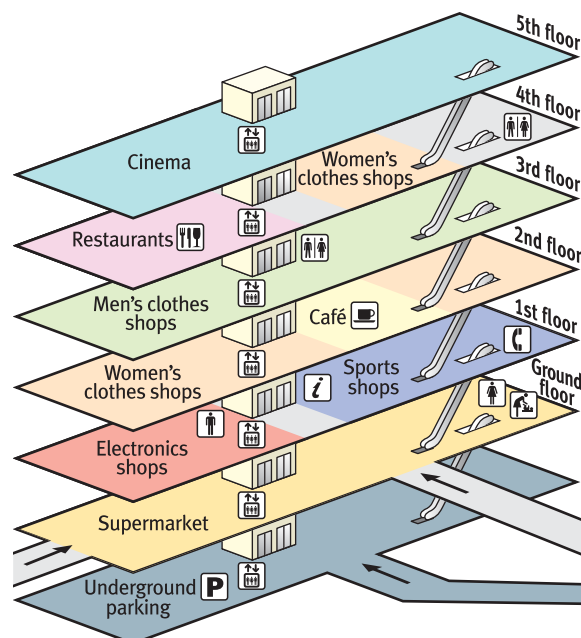
- |   |         |   |           |
|---|---------|---|-----------|
| 1 | 1 / 1st | 5 | 10th / 10 |
| 2 | 3rd / 3 | 6 | 5th / 5   |
| 3 | 7 / 7th | 7 | 2nd / 3rd |
| 4 | 9th / 9 | 8 | 5th / 4th |

3 Work in pairs. Look at the diagram of a big shopping mall. Ask and answer questions about these places.

- car park
- cinema
- restaurants
- women's clothes shops
- supermarket

A: What floor is the cinema on?

B: It's on the fifth floor.



**LISTENING**

1 Match the words in the box to the symbols A–G.

public telephone    men's toilets    information    lift  
 women's toilets    baby changing room    café



2 1.54 Listen to the recording to check your answers. Say the words.

3 1.55 Listen to four dialogues at the information desk in the shopping mall and tick (✓) the words from exercise 1 that you hear.

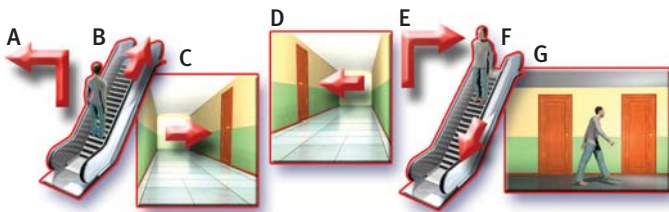
4 1.55 Listen again and match the sentences to some of the places in exercise 1.

- 1 It doesn't accept coins. \_\_\_\_\_
- 2 You need a card. \_\_\_\_\_
- 3 Look, the brown doors. \_\_\_\_\_
- 4 It's next to the women's toilets. \_\_\_\_\_
- 5 It's behind you. \_\_\_\_\_
- 6 It's on the second floor. \_\_\_\_\_

**FUNCTIONAL LANGUAGE: directions**

1 Complete the directions with a word from the box.

left    up    down    right    along



**Giving directions**

A turn \_\_\_\_\_ B go \_\_\_\_\_ C on the \_\_\_\_\_ D on the left

E turn right F go \_\_\_\_\_ G go \_\_\_\_\_

**Asking for directions**

Excuse me, where is the ... ?

Is there a ... near here?

SEE LANGUAGE REFERENCE PAGE 40

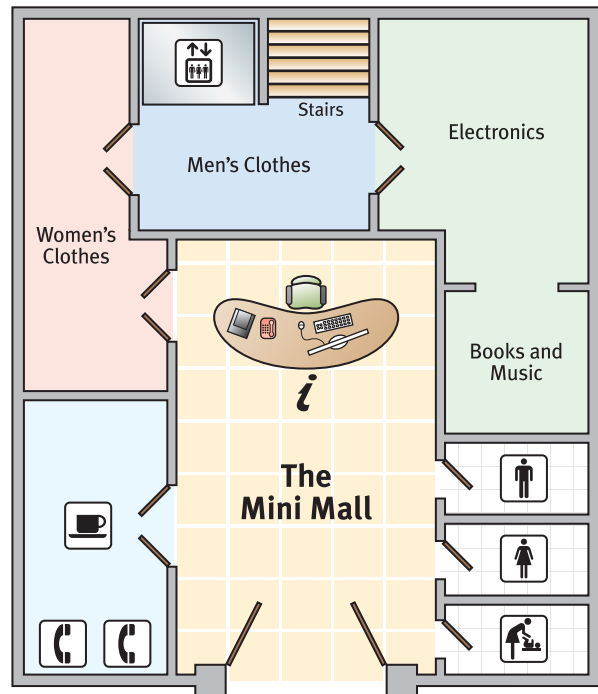
2 1.56 Listen and complete the sentences with a word or words.

- 1 Where \_\_\_\_\_ the café?
- 2 It's on the second floor. Go \_\_\_\_\_ the stairs and \_\_\_\_\_ right.
- 3 Where \_\_\_\_\_ the men's toilets?
- 4 They're over there. They're on the \_\_\_\_\_, next to the lift.
- 5 It's next to the stairs. It's on the \_\_\_\_\_.
- 6 Go \_\_\_\_\_ these stairs here. Then turn \_\_\_\_\_ and go \_\_\_\_\_ the hall.

3 Look at audioscript 1.56 on page 141 to check your answers.

4 Work in pairs. Practise the dialogues in the audioscript.

5 Work in pairs, A and B. Look at the map of the Mini Mall.



A: You work at the information desk. Listen to B's questions and give directions. Start each conversation with *Can I help you?*

B: You are a visitor to the Mini Mall. Choose a place on the floor plan and ask A for directions.

6 Swap roles and continue.

**Self-assessment (✓)**

- I can talk about where I live.
- I can use *there is* and *there are* to describe a building.
- I can understand the names of furniture in a room.
- I can ask for and give simple directions.
- I can understand and use ordinal numbers.



# 3 Language reference

## GRAMMAR

### Prepositions of place



Other prepositions of place are:



Prepositions of place go before a noun.

**in** London    **close to** the school    **behind** the market

I live **close to/near to** the city centre.

I live **far from** the city centre.

They live **next to** my house.

Her house is **in front of** the school.

There's a big garden **behind** the house.

The flat is **opposite** the hospital.

I work **at** home.

Not I work ~~in~~ home.

### There is/there are

Affirmative		
There	is	a tennis court.
	are	three kitchens.

Negative		
There	isn't	a restaurant.
	aren't	any public telephones.

Question & short answer				
Is	there	a bathroom?	Yes, No,	there is. there isn't.
Are		any offices?	Yes, No,	there are. there aren't.

Use *How many* to ask questions:

**How many** bedrooms are there? *There are 32 bedrooms.*

## A, an, some & any

### a/an

Use *a/an* with single nouns.

*I have **a** desk in my room.*

### some

Use *some* with plural nouns and affirmative sentences.

*There are **some** lamps here.*

### any

Use *any* with plural nouns in questions and with plural nouns in negative sentences.

*Do you have **any** curtains?*

*There aren't **any** boys here.*

## FUNCTIONAL LANGUAGE

### Asking for directions

*Excuse me, where is the ...?*

*Is there a ... near here?*

### Giving directions

*Turn right/left.*

*Go right/left/straight on.*

*It's on the right/left.*

## WORD LIST

## Places to live

city <i>n C ***</i>	/ˈsɪti/
city centre <i>n C</i>	/ˈsɪti ˈsentə(r)/
flat <i>n C ***</i>	/flæt/
house <i>n C/U ***</i>	/haʊs/
town <i>n C/U ***</i>	/taʊn/
village <i>n C ***</i>	/ˈvɪlɪdʒ/

## Parts of a house

balcony <i>n C *</i>	/ˈbælkəni/
bathroom <i>n C **</i>	/ˈbɑːθru:m/
bedroom <i>n C ***</i>	/ˈbedru:m/
dining room <i>n C *</i>	/ˈdaɪnɪŋ ˈru:m/
door <i>n C ***</i>	/dɔː(r)/
hall <i>n C ***</i>	/hɔːl/
kitchen <i>n C ***</i>	/ˈkɪtʃən/
living room <i>n C **</i>	/ˈlɪvɪŋ ˈru:m/
staircase <i>n C *</i>	/ˈsteə(r),keɪs/
window <i>n C ***</i>	/ˈwɪndəʊ/

## Furniture

bed <i>n C/U ***</i>	/bed/
bookcase <i>n C *</i>	/ˈbʊk,keɪs/
chair <i>n C ***</i>	/tʃeə(r)/
clock <i>n C **</i>	/klɒk/
cooker <i>n C *</i>	/ˈkʊkə(r)/
cupboard <i>n C **</i>	/ˈkʌbəd(r)d/
curtain <i>n C **</i>	/ˈkɜː(r)t(ə)n/
desk <i>n C ***</i>	/desk/
fridge <i>n C *</i>	/frɪdʒ/
lamp <i>n C **</i>	/læmp/
picture <i>n C ***</i>	/ˈpɪktʃə(r)/
plant <i>n C ***</i>	/plɑːnt/
sofa <i>n C *</i>	/ˈsəʊfə/
stereo <i>n C *</i>	/ˈsteriəʊ/
television <i>n C ***</i>	/ˈtelɪvɪʒ(ə)n/
wardrobe <i>n C *</i>	/ˈwɔː(r)drəʊb/

## Ordinal numbers

first ***	/fɜː(r)st/
second ***	/ˈsekənd/
third	/θɜː(r)d/
fourth	/fɔː(r)θ/
fifth	/fɪfθ/
sixth	/sɪksθ/
seventh	/ˈsev(ə)nθ/
eighth	/eɪtθ/
ninth	/naɪnθ/
tenth	/tenθ/

## Other words &amp; phrases

art <i>n C/U ***</i>	/ɑː(r)t/
baby <i>n C ***</i>	/ˈbeɪbi/
big <i>adj ***</i>	/bɪg/
café <i>n C **</i>	/ˈkæfeɪ/
dark <i>adj ***</i>	/dɑː(r)k/
easy <i>adj ***</i>	/ˈiːzi/
elevator <i>n C</i>	/ˈeləveɪtə(r)/
entrance <i>n C/U ***</i>	/ˈentrəns/
famous <i>adj ***</i>	/ˈfeɪməs/
film star <i>n C</i>	/fɪlm stɑː(r)/
floor <i>n C ***</i>	/flɔː(r)/
horrible <i>adj **</i>	/ˈhɒrəb(ə)l/
information <i>n U ***</i>	/ˌɪnfə(r)ˈmeɪʃ(ə)n/
lift <i>n C ***</i>	/lɪft/
lovely <i>adj ***</i>	/ˈlʌvli/
modern <i>adj ***</i>	/ˈmɒdə(r)n/
museum <i>n C ***</i>	/ˈmjuːziəm/
new <i>adj ***</i>	/njuː/
nice <i>adj ***</i>	/naɪs/
noisy <i>adj *</i>	/ˈnɔɪzi/
official <i>adj ***</i>	/əˈfɪʃ(ə)l/
old <i>adj ***</i>	/əʊld/
outside <i>adj ***</i>	/ˌaʊtˈsaɪd/
policeman <i>n C **</i>	/pəˈliːsmən/
quiet <i>adj ***</i>	/ˈkwaɪət/
residence <i>n C/U **</i>	/ˈrezɪd(ə)ns/
school <i>n C/U ***</i>	/skuːl/
shop <i>n C/U ***</i>	/ʃɒp/
stand <i>v ***</i>	/stænd/